



SUSTAINABILITY REPORT

2015



LETTER FROM THE CEO



Church & Dwight is a top-tier consumer products company and has been a friend of the environment throughout its history. Our products have been a standard of quality and environmental responsibility since 1846. As far back as 1888, we supported educational programs on wildlife conservation to expand public awareness. Beginning in the early 20th century, we advocated for the use of recycled paperboard in our product packaging. We were the only corporate sponsor of the first Earth Day. We introduced the first phosphate-free laundry detergent in the United States in the early 1970's and, in 2009, we designed and built a state-of-the-art liquid laundry manufacturing plant in the United States achieving a LEED silver certification.

We are a good corporate citizen and earn the trust and loyalty of our consumers by offering highly effective and safe products. For example, in 2015, our ARM & HAMMER™ BioEnzyme Power Liquid Laundry Detergent earned the Safer Choice designation of the U.S. Environmental Protection Agency. We manufacture our products with an eye toward protecting the environment and respecting human rights and working conditions. We operate in many parts of the United States and abroad following Guiding Principles that reflect our commitment to internationally

recognized standards for human rights, protection of the environment, and worker safety. We require our suppliers to follow our lead and follow the same Guiding Principles.

We support the communities where we work and live. Our Employee Giving Fund is a nonprofit organization which supports local charitable organizations. The Giving Fund provides a means to financially assist those who are less fortunate and actively support and participate in the good works of the charitable organizations. In 2015, the Giving Fund awarded more than \$1.2 million to 179 organizations.

Church & Dwight has ambitious goals and we attract talented people who share our values to join our Company. We are committed to sustainability and seek opportunities to reduce energy and water consumption at our manufacturing plants and promote recycling efforts throughout the organization. We aim to reduce our greenhouse gas emissions by 20% by 2025 by energy reduction efforts, increasing our use of clean green energy and evaluating opportunities to reduce our overall carbon footprint.

Protecting the environment is the responsibility of everyone. We intend to do our part.

A handwritten signature in black ink that reads "Matt Farrell". The signature is fluid and cursive.

Matthew T. Farrell
*President and
Chief Executive Officer*



TABLE OF CONTENTS

05	ABOUT CHURCH & DWIGHT
06	SUSTAINABILITY APPROACH
08	OUR PRODUCTS
10	OUR EMPLOYEES
11	OUR OPERATIONS
15	OUR COMMUNITIES
17	SUSTAINABILITY PERFORMANCE DATA
19	ABOUT THIS REPORT












ABOUT CHURCH & DWIGHT

Founded in 1846, Church & Dwight Co., Inc. is the leading U.S. producer of sodium bicarbonate, commonly known as baking soda. Our flagship ARM & HAMMER brand, along with nine other “Power Brands,” makes Church & Dwight one of the fastest growing consumer packaged goods companies in the U.S.

Over the past 15 years, we have expanded from an almost exclusively U.S. business to a global company. Outside of the U.S., Church & Dwight in 2015 had operations in nine countries – Canada, Mexico, the United Kingdom, France, Australia, Brazil, China, New Zealand, and Denmark. We export to more than 100 other countries and in 2015, approximately 18% of sales were outside of the U.S.

CHURCH & DWIGHT AT-A-GLANCE

- Headquartered in Ewing, NJ
- 2015 net sales of \$3,395 million
- 2015 Total Shareholder Return of 9.4%
- 4,408 employees
- Publically traded on New York Stock Exchange (CHD)

BUSINESS SEGMENT:	CONSUMER DOMESTIC	CONSUMER INTERNATIONAL	SPECIALTY PRODUCTS
DESCRIPTION:	Household and personal care products	Primarily personal care products for international markets	Specialty inorganic chemicals for industrial, institutional, medical, and food applications, and animal nutrition and specialty cleaning products
2015 NET SALES:	\$2,581.6M	\$501.0M	\$312.2M
POWER BRANDS:	<div>  <p>ARM & HAMMER More aisles in the grocery store than any other brand; A&H brands are in 86% of U.S. households.</p> </div> <div>  <p>FIRST RESPONSE #1 Branded Pregnancy Kit</p> </div> <div>  <p>ORAJEL #1 Oral Care Pain Relief Brand</p> </div> <div>  <p>XTRA #1 Extreme Value Laundry Detergent</p> </div> <div>  <p>OXICLEAN #1 Laundry Additive Brand</p> </div> <div>  <p>NAIR #1 Depilatory Brand</p> </div> <div>  <p>BATISTE #1 Dry Shampoo</p> </div> <div>  <p>TROJAN #1 Condom Brand</p> </div> <div>  <p>SPINBRUSH #1 Battery Powered Toothbrush Brand</p> </div> <div>  <p>L'IL CRITTERS & VITAFUSION #1 Gummy Brand for Kids and Adults</p> </div>		





SUSTAINABILITY APPROACH

Church & Dwight's growth and continued health as a company are entirely predicated on trust: the trust of our customers, consumers, employees, suppliers, investors, regulators, and communities. It is this trust that has allowed us to thrive over the course of our 170-year history. Building and retaining that trust is at the foundation of our approach to sustainability. It is our daily goal to make great products in a way that upholds our values and honors our heritage.

CHURCH & DWIGHT SUSTAINABILITY FOCUS AREAS

OUR PRODUCTS

We make safe, high-quality products that bring value to our customers and consumers.

OUR EMPLOYEES

We attract and retain top talent by offering a great work environment.

OUR OPERATIONS

We run a sustainable business and pursue continual improvement in ethical, environmental, and safety performance.

OUR COMMUNITIES

We strengthen the communities where our employees and consumers live and where we operate.



SUSTAINABILITY GOVERNANCE

As our product portfolio has become more diverse and the sustainability issues we face more complex, our sustainability governance is evolving to become more collaborative and cross-functional. To ensure sustainability is integrated into all parts of our business and to drive continual improvement in our sustainability approach and performance, in 2016, we established a Corporate Issues Council. The Council, which is comprised of senior leaders representing functional areas across the enterprise, is taking the lead in defining, evolving, and implementing our sustainability strategies concerning ingredients, packaging, environmental impacts, and human rights and labor conditions in our operations and supply chain. Its duties include ensuring that we engage with stakeholders; monitor, prioritize, and address evolving standards and stakeholder requirements; allocate resources to appropriately address sustainability issues; and report on progress.

STAKEHOLDER ENGAGEMENT

We maintain an ongoing dialogue with a diverse group of stakeholders to communicate our sustainability progress and challenges and listen to feedback. We engage through multiple channels, including this report, our filings with the U.S. Securities and Exchange Commission, our [website](#), one-on-one communications, and, starting in 2016, our CDP disclosure. We also connect with stakeholders through industry groups and coalitions, including the following.



PRODUCT CARE®


Church & Dwight is a member of Product Care®, the Consumer Specialty Products Association's (CSPA) product stewardship program. Through Product Care®, Church & Dwight participates in training sessions and mentor relationships with other member companies. Together with CSPA we are currently developing industry-wide management principles across seven product life cycle areas, ranging from product design to anticipated disposal needs.



RESPONSIBLE CARE®
OUR COMMITMENT TO SUSTAINABILITY

RESPONSIBLE CARE®

Through our Specialty Products Division (SPD) Specialty Chemicals Group, we actively participate in Responsible Care®, the American Chemistry Council's voluntary program to help companies improve their environmental; health and safety; and security performance beyond U.S. environmental and safety regulations and standards. SPD applies the Responsible Care Management System (RCMS): a structured approach to improving company performance in community awareness and emergency response; security; distribution; employee health and safety; pollution prevention; and process and product safety. In 2015 our SPD corporate operations in Princeton, NJ underwent a third-party audit that confirmed and recertified its adherence with the RCMS technical standards.





OUR PRODUCTS

Our ultimate goal is to delight our customers and consumers with high-quality, affordable products. We endeavor to do this by continually challenging ourselves to identify and develop products with new and distinctive features that meet ever-changing consumer needs and preferences.

At the same time, we make certain that our products are safe for consumer use and for the environment. At a minimum, this includes ensuring our products and the processes by which they are manufactured align with regulations and standards, including relevant International Organization for Standardization (ISO) certifications

(e.g., ISO 9001:2008 for non-medical device products and ISO 13485:2003 for medical devices).

PRODUCT SAFETY

We have strict policies and procedures in place to ensure our products and packaging are safe for consumer use. And with the

guidance of toxicologists, trade associations, and external scientific experts, we actively monitor the latest science on any emerging chemicals of risk. Based on this guidance, as warranted, we develop action plans to remove chemicals of concern present in any Church & Dwight product.

FOUR-STEP SAFETY ASSURANCE PROCESS



INGREDIENT SELECTION

Evaluate the safety of each ingredient at its proposed concentration level, using the U.S. Environmental Protection Agency Design for the Environment Safer Ingredients list as a benchmark



INGREDIENT TESTING

Determine and test potential human exposure to the proposed ingredients under normal use and reasonably foreseeable misuse



PRE-MARKET ASSESSMENT

Assess the finished product to ensure that all safety criteria are met prior to manufacture and prior to shipment to customers



POST-MARKET EVALUATION

Conduct post-market surveillance and gather customer and consumer feedback



Fragrance and Flavor Safety

Fragrances and flavors are important to our consumers, so we take care to tailor our products to consumer preferences, while also scrupulously assuring that all ingredients used to create these attributes are safe. We design all fragrance mixtures to comply with the safety standards set by the International Fragrance Association and all flavor mixtures to those of the Flavor and Extract Manufacturers Association and the U.S. Food and Drug Administration. We also conduct comprehensive safety reviews on all fragrances used, based on expected patterns of consumer use. Additionally, we specially manufacture mild and fragrance-free products for consumers with sensitive skin.

PRODUCT ENVIRONMENTAL SUSTAINABILITY

From the earliest design stages to the end of consumer use, we explore ways to make improvements to the environmental

SAFER CHOICE PARTNERSHIP

In 2015, Church & Dwight's ARM & HAMMER™ BioEnzyme Power Liquid Laundry Detergent was awarded the U.S. Environmental Protection Agency's (EPA) Safer Choice label – a seal of approval that marks the product as a leader in environmental safety. As the U.S. EPA expands the Safer Choice program to more product categories, we will look to earn this certification for additional products.



sustainability of our product formulation and packaging. We partner closely with our suppliers to identify and execute these improvements.

Today, much of our product packaging is made from post-consumer recycled materials and virtually all of our packaging is recyclable. In 2016, we will be making changes to some of our packaging to increase the percentage of post-consumer recycled materials used.

PRODUCT DISCLOSURE

We devote significant attention and care to transparently disclosing key ingredient and safety information for our products. The safety information for nearly all of our products is available on our [website](#).

We also disclose the ingredients of our cleaning and deodorizing products on our website in accordance with the Consumer Product Ingredient Communication Initiative.





OUR EMPLOYEES

The power behind our products is our more than 4,400 employees. We strive to hire the right people for the right jobs to take our company to ever higher levels of financial and sustainability performance. We take pride in cultivating a corporate culture that values collaboration, honesty, accountability, respect, and continuous learning.

Church & Dwight regularly conducts an employee engagement survey. The 2015 survey, which had a nearly 90% response rate, showed strong levels of engagement and provided important data to allow leaders across the company to understand how to drive greater engagement within their respective functions.

A cross-company theme that emerged from the 2015 survey was a desire for more training and development opportunities. We conducted additional employee research to determine the type of resources needed.

INSTITUTE FOR SUSTAINABLE ENTERPRISE

Church & Dwight is a sponsor of the Institute for Sustainable Enterprise (ISE) at Fairleigh Dickinson University, Silberman College of Business. ISE brings professionals together to learn how to make their organizations environmentally, socially, and economically sustainable. Through our sponsorship, Church & Dwight employees participate in ISE seminars and networking events to share their knowledge and learn from peers at other companies committed to responsible operations and corporate citizenship.

Based on the outcomes of that research, in 2016 and beyond we will launch enhanced offerings that include new online and offline courses and learning opportunities, including programs specifically targeted to middle managers to help them grow their skills and careers at Church & Dwight. These new opportunities complement an existing training catalogue of more than 1,000 online and in-person courses, our tuition reimbursement program, and our enterprise-wide commitment to provide on-the-job training.





OUR OPERATIONS

Our commitment to responsible operations is the bedrock of our sustainability approach. By upholding high ethical standards, continually reducing our environmental impact, creating a safe workplace, and vigilantly maintaining our commitment to responsible sourcing, we have held our position as a trusted provider of household, personal care, and specialty products for 170 years.

GOVERNANCE AND ETHICS

The Church & Dwight Board of Directors, which in 2015 consisted of nine directors, eight of whom were independent, oversees and is ultimately accountable for Church & Dwight operations, strategy, performance, governance, and compliance with ethical and legal standards. In January 2016, newly appointed CEO Matt Farrell joined the Board as the 10th director.

Every Church & Dwight employee is responsible for performing his or her duties with the highest ethical integrity. Our expectations of employees are detailed in our [Code of Conduct](#), on which all employees receive mandatory training at a minimum of every two years. Employees also receive additional training on anti-harassment, anti-bribery, anti-trust, data privacy and security, and other compliance topics, as applicable, to ensure that all dealings and relationships are conducted in alignment with our Code, policies, and applicable legal standards.

Any violations of the Code, policies, or laws are required to be reported to the appropriate personnel or the Church & Dwight Ethics Hotline. The Hotline is hosted and maintained by an independent third party and all concerns

may be submitted anonymously. All concerns reported through the Hotline are reviewed by the Ethics Committee, consisting of our General Counsel, Director of Internal Audit, and the head of global Human Resources, investigated under their oversight, and reported to the Audit Committee of our Board.

SUPPLY CHAIN

Our supply chain is a significant part of our business and more than half of Church & Dwight employees support its day-to-day operations. We directly source from approximately 600 suppliers, the majority of which are located in North America. All of our suppliers are expected to comply with our [Global Operations Guiding Principles](#), which were developed based on the principles of internationally recognized human rights and labor conditions and reflect our commitment to sustainable operations.


We conduct risk-based supplier audits against ISO Quality Standards and Food Safety Standards. Audits are conducted by our Quality Department and supplemented, as needed, by independent third parties. Moving forward, we plan to perform risk-based assessments of our supply chain, supported by an audit, corrective action, and reporting

framework, to ensure compliance with our Global Operations Guiding Principles.

Palm Oil

We recognize the negative impacts palm oil production can have on the environment and human rights. While Church & Dwight does not directly buy or use palm oil or palm kernel oil in our products, we do use ingredients derived from palm oil and palm kernel oil in products including liquid laundry detergents, gummy vitamins, animal feed products, oral care products, and feminine care products.

We are [committed to working toward sourcing](#) only sustainable palm oil derivatives and are working with our suppliers toward the goal



of ensuring that the ingredients used in our products are from responsible sources. An estimated 96% of the palm oil derivatives we use are traceable to mills and we seek to achieve full traceability to mills by 2020. In addition to full traceability to mills, we support and encourage our primary supplier to achieve as much traceability to the plantations as possible and to comply with the Roundtable on Sustainable Palm Oil standards as they evolve.

Conflict Minerals

We are committed to ensuring that our products do not contain conflict minerals that have funded armed groups in the Democratic Republic of the Congo or an adjoining country. Any supplier found to be in violation of our policies is subject to corrective action, which may include termination of business.

MANAGING FOR ENVIRONMENTAL SUSTAINABILITY AND SAFETY

It is essential for us to make great products and to produce them in facilities with

robust environmental, health, and safety performance.

We work toward this high-performance culture through the following approach:

Accountability – Each Church & Dwight facility has a designated on-site environmental and safety coordinator responsible for monitoring and managing environmental and safety issues affecting their facility. These coordinators are closely networked together to enable peer mentorship and best practice sharing across facilities.

Audits – Every Church & Dwight facility undergoes a third-party conducted safety audit each year and a third-party conducted environmental audit every other year.

Awareness – We offer regular training for all Church & Dwight employees to promote awareness of environmental and safety

practices and procedures. This includes an annual Church & Dwight Environmental and Safety Conference for facility environmental and safety coordinators.

Awards – In 2015, we recognized our Vancouver, WA plant for its exemplary environmental and safety practices that resulted in a 58% reduction in general waste sent to landfill, a 12% increase in the plant's safety audit score, and an 80% decrease in workers' compensation costs.

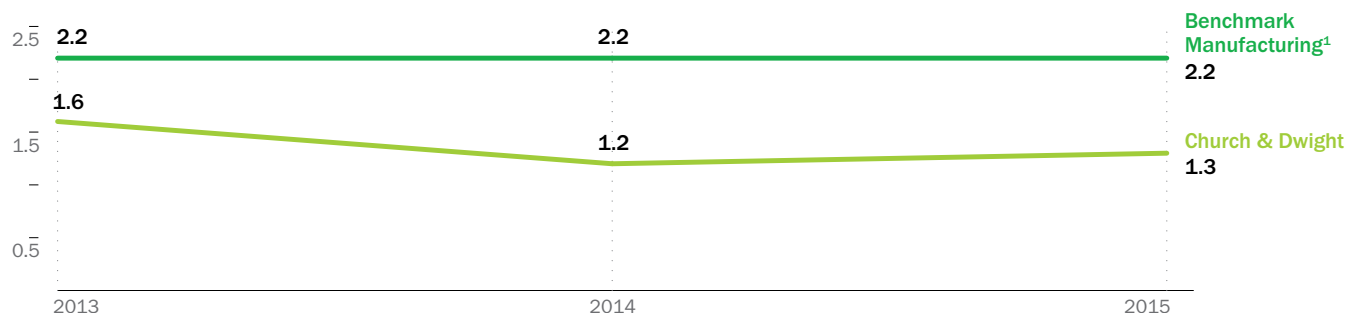
WORKPLACE SAFETY

Church & Dwight is committed to providing a safe and healthy workplace for all employees and visitors to our facilities.

The most important measure we use to evaluate our safety performance is our "Days Away, Restricted, or Transferred" (DART) rate. In 2015, our DART rate increased slightly over 2014 levels, but still remained well below the industry benchmark.

CHURCH & DWIGHT DART RATES

Recordable Incidents/100 FTE



¹The U.S. Bureau of Labor Statistics defines Benchmark Manufacturing as: food; beverage and tobacco product; textile mills; textile product mills; apparel; leather and applied product; wood product; paper; printing and related support activities; petroleum and coal products; chemical; plastics and rubber products; nonmetallic mineral product; primary metal; fabricated metal product; machinery; computer and electronic product; electrical equipment, appliance, and component; transportation equipment; furniture and related product; miscellaneous.



ENVIRONMENTAL SUSTAINABILITY

Our business has nearly doubled in the past 14 years – and we anticipate growth to continue in the coming years. Our aim is to disassociate business growth from growth in our environmental footprint. To manage this, we have a strong environmental policy in place and we are taking decisive action across the company to optimize our operations.

All facilities undergo periodic, unannounced inspections by federal, state, and local environmental agencies. In 2015, there were 26 such inspections conducted, which resulted in three minor environmental citations related to wastewater. One of the citations resulted in a \$250 penalty. Corrective actions were immediately implemented for all three instances.

We also monitor for and report on releases to the environment. This includes monitoring our Colonial Heights, VA plant, which, as a result of the manufacturing process, releases ammonia to the atmosphere on a consistent basis each year. While these releases are in compliance with air pollution control regulations, Church & Dwight is evaluating alternatives to ammonia-based technologies in order to limit the releases.

We had one minor reportable accidental release in 2015 involving a wastewater tank overflow at our York, PA plant. The release was promptly reported to the state environmental regulatory agency. Immediate clean up actions were taken and corrective

measures were put in place to prevent such releases in the future.

Energy Use and Greenhouse Gas (GHG) Emissions

In 2014, we set a goal to reduce our GHG emissions by 20%, normalized to million

pounds of product shipped, by 2025, using 2013 as a baseline. The GHG goal, which includes emissions from both our operations and shipping, equates to a reduction of more than 17 tons of CO₂e per million pounds of product shipped.

In 2014 and 2015, we assessed a number of our facilities for opportunities to reduce energy usage and associated CO₂ emissions. As a result, seven GHG reduction projects were initiated involving equipment and system upgrades at five production locations, including a lighting upgrade project at our Colonial Heights, VA plant, which led to an approximate 4% reduction in total electricity usage for that facility.

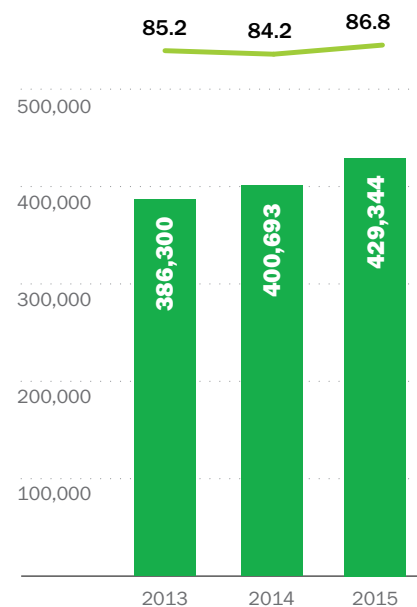
Our absolute GHG emissions were up approximately 7.2% in 2015 over 2014 and our net energy consumption was up approximately 4%, largely due to the acquisition of two new operating facilities, a facility expansion, and an increase in products shipped during the year. Absent the new facilities, our net energy consumption would have been down approximately 3.6% over 2014.

We are in the process of reviewing and finalizing a roadmap to achieve our 2025 GHG goal. While the roadmap will include additional efficiency projects at plants, these improvements alone cannot produce the 20% reduction. We will also be looking to increase our renewable energy use, our investment in offsets, and our use of more energy efficient shipping options.

GREENHOUSE GAS EMISSIONS (GHG)

— Energy Intensity
(tons of CO₂/MM pounds
of product shipped)

■ GHG Emissions
(tons of CO₂e)



Water

Because water is a main ingredient in several of our products, water conservation and management is a particularly high priority.

In 2015, our water intake was up 10.5% over 2014 and net water consumption (water used as an ingredient, consumed in process, or lost to evaporation) up 11%. The increased water intake is largely attributable to three locations that substantially increased their production volumes.

As we continue to increase production, we are actively exploring ways to

avoid corresponding increases in water consumption. For example, in 2015, we implemented several water optimization projects, including:

- *Steam condensate recovery and reuse efforts at our Camacari, Brazil plant, resulting in a 6% reduction in water intake over 2014*
- *Data monitoring and water conservation practices at our Colonial Heights, VA plant, resulting in a 9% reduction in process water consumption over 2014*

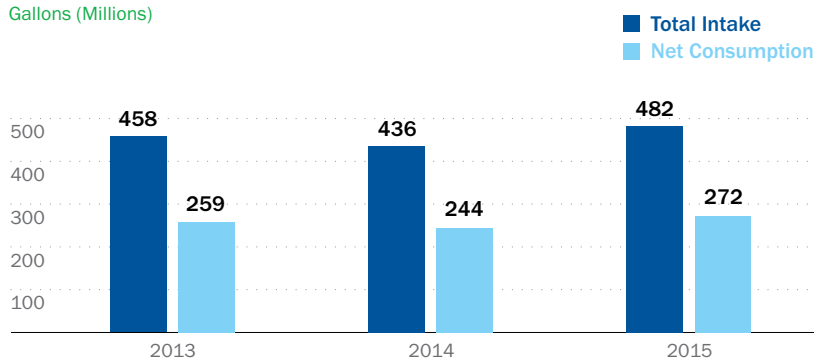
THE ROLE OF PRODUCT FORMULATION IN EMISSIONS

One of the biggest contributors to our carbon footprint is shipping. The energy requirements to ship some of our heavier products – such as liquid laundry detergent – can be particularly intensive. By considering product weight at the design stage, we have an opportunity to reduce GHG emissions in shipping. For instance, our ARM & HAMMER™ plus OxiClean™ Laundry Detergent Power Paks were designed to use a fraction of the water of liquid laundry detergents, which exponentially reduces the product's weight, allowing for less energy intensive shipping.



WATER USE

Gallons (Millions)



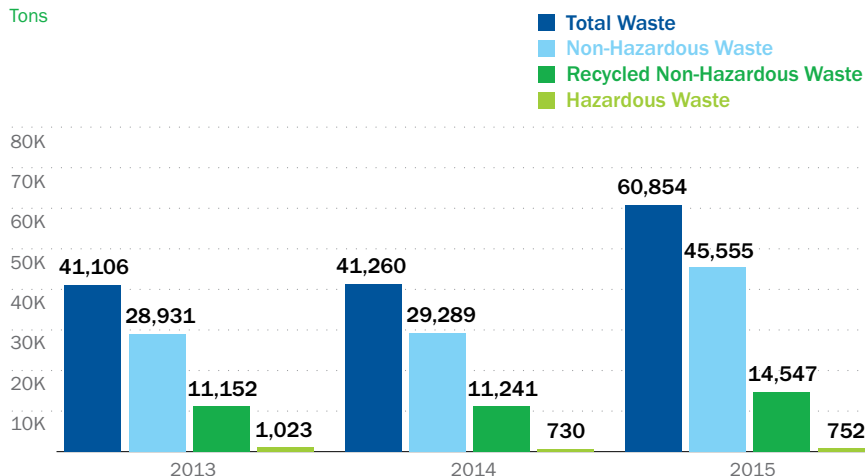
Waste

In 2015, our waste generation increased significantly primarily due to the acquisition of two new operating facilities and the opening of a new manufacturing facility for vitamin and mineral supplements.

As with water, we are continually exploring ways to reduce waste as we increase production. For example, in our Montreal location in 2015, we implemented a corrugate box reuse program that enabled the reuse of 38 tons of corrugate for a total savings of 195 tons of CO₂e. In 2016 and beyond, we will look for opportunities to apply this and other promising programs across the enterprise.

WASTE VOLUMES

Tons





OUR COMMUNITIES

Part of working in a community is supporting that community. We are dedicated to working together to strengthen the communities where we operate.



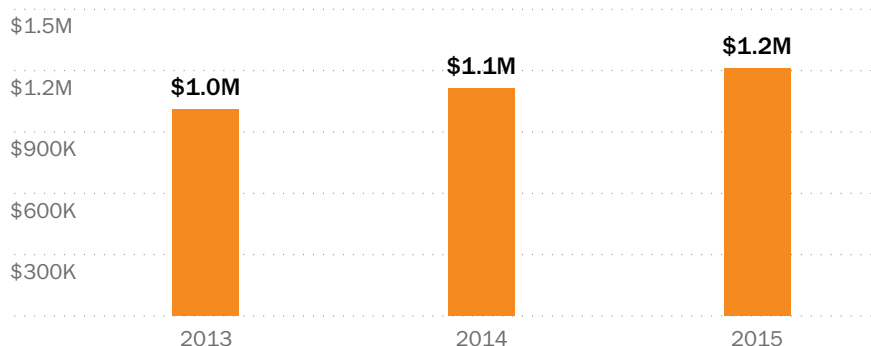
EMPLOYEE GIVING FUND

In 2005, we established the Church & Dwight Employee Giving Fund, Inc. (EGF), a workplace giving and volunteerism program that supports charitable organizations in our headquarters communities in New Jersey and Eastern Pennsylvania. Since then, EGF has become a cherished part of Church & Dwight's culture. In 2015, EGF's 10th anniversary year, more than 60% of headquarters employees participated in the fund either through giving or volunteering, with an average contribution per participating employee of nearly \$1,400.

Employee Giving

Each November, we invite employees to dedicate a portion of their paychecks to the EGF. Employees who participate at high levels are rewarded with additional time off and all contributions are matched dollar for dollar by the company – with no cap. In addition to payroll deductions, we conduct workplace drives and fundraisers year-round, including the highly successful EGF online auction, which raised more than \$22,000 in 2015. In 2016, we will also be opening a company store at our Ewing, NJ headquarters, the profits of which will go entirely to the EGF.

CHURCH & DWIGHT EMPLOYEE GIVING FUND DISTRIBUTIONS



In 2015, the fund awarded more than \$1.2 million to 179 organizations supporting disaster relief, animal rescue, disadvantaged youth, domestic violence, education, health, homelessness, hunger relief, military services, preservation of the environment, services for the elderly, and the visual and performing arts.

Employee Volunteerism

Church & Dwight employees regularly volunteer with EGF grantee organizations. Each June, we host a Week of Service during which all employees are invited to participate in company-sponsored service opportunities.

Our 2015 Week of Service projects included supporting the Jewish Family and Children's Service of Greater Mercer County "stock and shop" program for the Kosher Food Pantry; serving dinner at the Trenton Area Soup Kitchen; and helping construct a new Kidsbridge Tolerance Center in Ewing, NJ to provide local kids with a dynamic space for afterschool activities. At the culmination of the week in 2015, we hosted our first EGF Organization Showcase at Church & Dwight headquarters, during which EGF grantees were invited to share information on their organizations and educate employees on more ways to get involved.



HomeFront NJ

HomeFront NJ, a local nonprofit that provides services for homeless youth and families in Central New Jersey, is one of EGF's signature partners. Each year the EGF supports HomeFront NJ's work through both grants and volunteerism. In 2015, Church & Dwight employees served a holiday dinner to homeless families and volunteered at HomeFront's Camp Mercer – a summer day camp for homeless youth.



A Church & Dwight employee volunteers at the annual HomeFront NJ holiday party.

COMMUNITY PROGRAMS & PARTNERSHIPS

Church & Dwight also supports communities through brand and corporate community partnerships.



Supporting some of our youngest community members, we partner with Major League Baseball on the Breaking Barriers: In Sports,

In Life program. Breaking Barriers is a character education program, inspired by the legacy of Jackie Robinson, designed to give students (grades 4-9) strategies to cope with and overcome challenges in their lives.



In 2015, through our FIRST RESPONSE brand,

we continued our signature partnership with RESOLVE: The National Infertility Association. Through this partnership, we provided products, information, and funding to support RESOLVE's efforts to help couples struggling with infertility.



Our Clean Scentsations™ Collection of U.S. National Park-inspired scented laundry

detergents supports the National Park Foundation with each bottle purchased.

SEXUAL HEALTH PROGRAM

As the manufacturer and distributor of Trojan Brand Condoms, we are committed to increasing awareness among young adults in the U.S. about the risks of unprotected sex – notably unintended pregnancies and sexually transmitted diseases (STDs). In 2015, we worked toward this goal in several ways:

GREAT AMERICAN CONDOM CAMPAIGN (GACC)

Partnered with GACC, a youth-led grassroots movement to make the U.S. a sexually healthy nation, to donate more than one million condoms to college campuses.

TROJAN™ SEXUAL HEALTH REPORT CARD

Released our annual Trojan™ Sexual Health Report Card ranking of college campuses according to accessibility of sexual health resources. In 2015, Oregon State University earned the top ranking for the second consecutive year.



"CONDOMS (STILL) WORK!" CAMPAIGN

Donated more than one million condoms to health departments across the U.S. The donation is part of a

10-year partnership with the National Coalition of STD Directors to refocus attention, resources, and consumer education on condoms as a highly effective form of STD and unintended pregnancy prevention.

Church & Dwight employees volunteer at the Trenton Area Soup Kitchen.





SUSTAINABILITY PERFORMANCE DATA

INDICATOR	UNIT	2015	2014	2013
ENVIRONMENTAL				
Total Energy Use	Thousand GJ	1,702	1,631	1,613
Gas (Natural Gas + Propane)	Thousand Cubic Feet	811,729	725,129	690,450
Electricity	Thousand kWh	163,639	153,859	158,506
Fuel Oil/Gasoline	Gallons	93,328	142,627	106,452
Purchased Steam	Tons	80,457	97,305	100,228
Normalized Energy Use	GJ/MM LBS SHP	344.0	342.6	355.8
Combined (Process and Transport) CO ₂ e	Tons	429,344	400,693	386,300
Process CO ₂ e	Tons	190,088	183,742	183,110
Transport CO ₂ e	Tons	239,256	216,951	203,190
Normalized Combined CO ₂ e	Tons CO ₂ e/MM LBS SHP	86.8	84.2	85.2
Global Net Water Use	Thousand Gallons	271,899	244,490	258,878
Global Water Input	Thousand Gallons	482,129	436,298	457,605
Global Water Effluent	Thousand Gallons	210,229	191,808	198,727
Normalized Global Water Use	Thousand Gallons/ MM LBS SHP	97.4	91.6	101.0



INDICATOR	UNIT	2015	2014	2013
Total Waste Produced	Tons	60,854	41,260	41,106
Hazardous Waste Produced	Tons	752	730	1,023
Non-Hazardous Waste Produced	Tons	45,555	29,289	28,931
Recycled Non-Hazardous Waste Produced	Tons	14,547	11,241	11,152
Normalized Waste Produced	Tons/MM LBS SHP	12.3	8.7	9.1
Environmental Penalties	Total	\$250	\$200	\$0
Total Reported Releases	Total	2	5	6
Accidental Releases	Total	1	4	5
Continuous Releases	Total	1	1	1
PEOPLE				
Total Employees	Total	4,408	4,140	4,191
Employees – Domestic (Within U.S.)	Total	3,408	3,140	3,136
Employees – International (Outside of U.S.)	Total	1,000	1,000	1,055
Total Female Employees	Percent	40.3%	41.3%	41.5%
Female Employees – Domestic (Within U.S.)	Percent	38.5%	39.4%	39.7%
Female Employees – International (Outside of U.S.)	Percent	46.5%	47.2%	47.0%
Total Male Employees	Percent	59.7%	58.7%	58.5%
Male Employees – Domestic (Within U.S.)	Percent	61.5%	60.6%	60.3%
Male Employees – International (Outside of U.S.)	Percent	53.5%	52.8%	53.0%
Days Away, Restricted, or Transferred (DART) Rate (Global)	Recordable Incidents/ 100 FTE	1.3	1.2	1.6
ECONOMIC				
Net Sales	Millions	\$3,394.8	\$3,297.6	\$3,194.3
Consumer Domestic Sales	Millions	\$2,581.6	\$2,471.6	\$2,413.5
Consumer International Sales	Millions	\$501.0	\$535.2	\$532.8
Specialty Product Sales	Millions	\$312.2	\$290.8	\$248.0
Employee Giving Fund Distributions	Millions	\$1.2	\$1.1	\$1.0





ABOUT THIS REPORT

Our 2015 Sustainability Report continues our commitment to transparently communicate Church & Dwight's sustainability efforts.

The report reflects Church & Dwight's performance for the year ended December 31, 2015, along with prior data and information on changes to our operations, plants, and data collection process, where relevant.

To lead the collection of information and the report preparation process, we assembled a team representing Environmental, Health and Safety (EHS), Finance, Human Resources, Procurement, and Research and Development (R&D).

The report takes guidance from the Global Reporting Initiative's G4 Reporting Guidelines. Financial indicators include all subsidiaries worldwide, plus Church & Dwight equity share of joint ventures.

Employment and EHS indicators include all Church & Dwight operated manufacturing and distribution facilities, our R&D Corporate Technical Center, and our corporate headquarters, with select smaller scale operations excluded (please see our [2015 Annual Report](#) for more information on joint ventures and subsidiaries worldwide).

Church & Dwight welcomes input from stakeholders, including customers, consumers, shareholders, nonprofit organizations, facility neighbors, and employees, who seek to help us improve our business and sustainability performance. Please send questions or comments about this report to sustainability@churchdwight.com. For all other inquiries, please visit Church & Dwight's website at www.churchdwight.com.



CHURCH & DWIGHT CO., INC.

Princeton South Corporate Center
500 Charles Ewing Boulevard
Ewing, NJ 08628

www.churchdwright.com